

CORNING COMMUNITY COLLEGE
REGIONAL BOARD of TRUSTEES MEETING
Special RBOT Meting 07-18-2022

AGENDA

DATE: Monday, July 18, 2022

TIME: 5:00 p.m. Meeting

LOCATIONS: Via Zoom

- 1- CALL TO ORDER
- 2- APPROVAL OF AGENDA

REGULAR AGENDA

FINANCE REPORT

- [Resolution T#4011-22, 2022-2023 Operating Budget](#)
- [Resolution T#4012-22, Tuition and Fee Schedule](#)

EXECUTIVE COMMITTEE

- [Resolution T#4013-22- President's Contract Extension](#)

SUNY CORNING COMMUNITY COLLEGE
Regional Board of Trustees
Finance and Facilities Committee

Monday, July 18, 2022

Virtual Meeting

AGENDA

MISSION:

The Committee on Finance and Facilities shall consider and make recommendations to the Board of Trustees with respect to all aspects of fiscal affairs. The Committee shall consider and make recommendations to the Board of Trustees on all matters pertaining to the real property and equipment of the College.

ACTION ITEMS:

- 2022-2023 Operating Budget [resolution](#)
- Tuition and Fee Schedule [resolution](#)

DISCUSSION ITEMS:

NEXT COMMITTEE MEETING: TBD

MEASURABLE STANDARDS

Measurable Standards for the Committee on Finance and Facilities

- Review the proposed Budget and recommend action;
- Ensure that resource allocations and spending are consistent with the Colleges Diversity, Equity, Inclusion & Strategic Priorities
- Review the Operating Budget Report at every meeting and recommend action;
- Review capital expenditures and active construction projects quarterly;
- Develop a Three-year Fiscal Operating Plan to be in place for Fiscal Year 2022-2023;
- Develop a dashboard of key financial and Campus metrics to present to RBOT;
- Annually review the audited financial statements of the CCC Development Foundation;
- Review the College's Facilities Master Plan upon completion;
 - Prepare a space utilization study.
- Review the Technology Plan of the College upon completion and monitor annually, including financing and technology policies;

[Return to agenda](#)



Corning Community College 2022-2023 Budget



**SUNY
CORNING**
COMMUNITY COLLEGE

**Corning Community College
Operating Budget Proposal 2022-2023**

Regional Board of Trustees 2022-2023

Michael Wayne, Chair

Judy McKinney Cherry, Vice Chair

Heather Reynolds, Treasurer

Ronald E. Allison

Dr. Polly W. Chu

Dr. Kintu Early

Margaret Lawrence

Nykole L. Parks

Nancy Wightman

Alan S. Winston

Wyatt Stoner, Student Trustee

CORNING COMMUNITY COLLEGE 2022-2023 PROPOSED TABLE OF CONTENTS

Highlights and Analysis of Budget Changes	Pages 3-4
Budget Resources	Pages 5-6
Budget Expenditures	Pages 7-10
Enrollment History	Page 11
Revenue by Source 5 Year Chart	Page 12
Expenditures by Function & Category 3 Year Chart	Page 13
Fund Balance History Chart	Page 14
Revenue History	Page 15
Corning and SUNY Community Colleges History	Page 16

CORNING COMMUNITY COLLEGE 2022-2023 PROPOSED BUDGET HIGHLIGHTS

Revenues

Base State Aid for 2022-2023 will be \$2,997 per FTE or 100% floor based on previous year approved Base Aid, whichever is greater. For 2022-2023 Corning will be funded based on the 100% floor. The projected enrollment for 2021-2022 is 2010 FTE's and 1990.9 FTE's for 2022-2023. We are proposing a 2.5% increase in tuition for the 2022-2023 year which is consistent with past tuition increases. The 2022-2023 budget includes a 7.5% increase in the County Chargeback rate from 3,263 per FTE to 3,507 per FTE which is based on annual CPI per current policy.

Expenditures

The Colleges proposed spending plan for 2022-2023 is 1.64% higher than the approved 2021-2022 budget. Personnel and fringe benefits comprise 71.6% of the Colleges budget. There are appropriations for equipment amounting to \$381,340. Contractual operating expenses of \$5,236,458 are increasing by 8.9% and comprise 19.2% of the College operating budget. Scholarships for the ACE program amount to \$2,176,000 which represents 8% of the College operating budget.

Fund Balance

The Colleges proposed budget does not include any use of fund balance. Operating Fund balance as a % of budget is projected to be approximately 32% as of 8/31/22 exceeding the RBOT requirement of 15%.

Personal Services

Total wages are increasing 2.4% over the previous year approved budget and reflects a increase of \$332,040 over 2021-2022 budgeted expenditures for wages.

Equipment

The 2022-2023 budget includes \$381,340 in requests for equipment replacement, which amounts to 1.4% of the operating budget.

Contractual Operating Expenses

The 2022-2023 contractual expenses which include departmental operating expenses as well as scholarship expenses are increasing by \$783,945 or 11.9% from the prior year. This increase is attributed largely to higher utility costs as well as increase in ACE Scholarship costs due to tuition increase. The ACE increase is 100% offset by revenue.

Employee Benefits

The overall budgeted costs for employee benefits are decreasing by \$685,315 in 2022-2023, most of which is due to reduced retirement system costs and refining personnel benefit costs within the new budget process.

**CORNING COMMUNITY COLLEGE 2022-2023 PROPOSED BUDGET
ANALYSIS OF BUDGET CHANGES - REVENUES AND APPROPRIATIONS**

	2021-2022 BUDGET VS 2022-2023 REQUEST				
	ACTUAL 2020-21	BUDGET 2021-22	REQUEST 2022-2023	INCREASE (DECREASE)	PERCENT VARIANCE
REVENUES					
Tuition & Fees	9,468,143	10,087,436	9,160,280	927,156	9.19%
New York State	6,908,250	7,043,820	7,111,352	(67,532)	-0.96%
County Chargebacks	5,907,806	6,378,668	6,542,550	(163,882)	-2.57%
Out of State Tuition	983,281	840,207	785,000	55,207	6.57%
Concurrent Enrollment (ACE)	1,534,200	1,800,973	2,176,000	(375,027)	-20.82%
Grant revenue	2,276,855	203,500	735,000	(531,500)	-261.18%
Other Revenues	1,080,273	573,232	858,255	(285,023)	-49.72%
Appropriated Fund Balance	0	0		0	0.00%
Total Revenues	28,158,808	26,927,836	27,368,437	-440,601	-1.64%
EXPENDITURES BY FUNCTION					
Instruction	12,034,028	12,323,773	13,850,228	1,526,455	12.39%
Student Service	797,548	1,143,063	1,577,810	434,747	38.03%
Academic Support(includes Library)	1,551,540	1,085,963	1,502,510	416,547	38.36%
Operation & Maintenance of Plant	2,591,710	3,068,001	3,218,831	150,830	4.92%
Institutional Support	7,883,864	7,506,063	5,043,059	(2,463,004)	-32.81%
Scholarships	988,875	1,800,973	2,176,000	375,027	20.82%
Total Expenditures By Function	25,847,565	26,927,836	27,368,437	440,601	1.64%
EXPENDITURES BY CATEGORY					
Personal Services	12,811,718	14,096,199	14,428,239	332,040	2.36%
Equipment	73,464	371,409	381,340	9,931	2.67%
Contractual Expenses	5,976,973	4,817,540	5,236,458	418,918	8.70%
Scholarship	988,875	1,810,973	2,176,000	365,027	20.16%
Employee Benefits	5,996,535	5,831,715	5,146,400	(685,315)	-11.75%
Total Appropriations By Object	25,847,565	26,927,836	27,368,437	440,601	1.64%

CORNING COMMUNITY COLLEGE 2022-2023 PROPOSED BUDGET RESOURCES

TUITION

Tuition includes resident, NYS non-resident as well as out of state tuition and technology fees. Full-time tuition for 2022-2023 is increasing 2.5% to \$5,304 and part-time tuition is increasing 2.5% to \$221 per credit hour. Enrollment for 2022-2023 is budgeted at 1991 FTE's, which is 20 FTE's lower than our projection for 2021-22 enrollment. Tuition revenue represents 40.3% of the Colleges total budgeted revenue.

GOVERNMENT APPROPRIATIONS

New York State Aid

Total budgeted State aid is remaining flat with the 2021-2022 budget. Total State aid for 2022-2023 of \$7,111,352 represents 26% of the Colleges total budgeted revenue.

Sponsors/Operating Chargebacks

The 2022-2023 budget includes a 7.5% increase in the County operating chargeback rate from \$3.263 to \$3,507 per new york state resident FTE. This increase is based on annual change in CPI per College policy. The County operating chargeback revenue of \$6,542,550 represents 23.9% of the Colleges total budgeted revenue.

Federal Appropriations/Grants

The 2022-2023 budget includes \$743,000 in Federal and grant appropriations. This revenue represents 2.8% of total budgeted revenue.

OTHER SOURCES

Other revenues includes miscellaneous student fees, interest on deposits, commissions, facility rentals, non-credit and contract courses, inter-fund transfers and other miscellaneous revenues. Other sources represents 7% of the Colleges total budgeted revenue.

CORNING COMMUNITY COLLEGE 2022-2023 PROPOSED BUDGET
BUDGET RESOURCES

	2021-2022 BUDGET VS 2022-2023 REQUEST				
	ACTUAL 2020-21	BUDGET 2021-22	REQUEST 2022-2023	INCREASE (DECREASE)	PERCENT VARIANCE
Tuition					
Fall & Spring	8,851,014	9,340,988	8,888,557	(452,431)	-4.84%
Winter	241,363	187,268	182,495	(4,773)	-2.55%
Summer	470,450	681,222	633,928	(47,294)	-6.94%
Nonresident/ Out of State Tuition	983,281	840,207	785,000	(55,207)	-6.57%
Student Technology Fee	492,755	593,094	538,400	(54,694)	-9.22%
Total Tuition	11,038,863	11,642,779	11,028,380	(614,399)	-5.28%
Government Appropriations					
New York State	6,908,250	7,120,671	7,111,352	(9,319)	-0.13%
County Chargebacks	5,907,806	6,378,668	6,542,550	163,882	2.57%
Federal Appropriations	24,482	8,000	8,000	0	0.00%
Grant/HEERF Funding	2,252,373	203,500	735,000	531,500	0.00%
Appropriated Fund Balance	0	0	0	0	0.00%
Total Government Appropriations	15,092,911	13,710,839	14,396,902	686,063	5.00%
Other Sources					
Student fees	881,315	935,840	902,900	(32,940)	-3.52%
Interest Earnings	2,460	13,000	13,000	0	0.00%
Rental Revenue	394,351	180,000	183,125	3,125	1.74%
Contract Training/Fees	65,446	150,000	190,000	40,000	26.67%
Inter-fund Transfers	235,000	0	235,000	235,000	0.00%
Other Revenues	448,462	295,378	419,130	123,752	41.90%
Total Other Sources	2,027,034	1,574,218	1,943,155	368,937	23.44%
Total Budget Resources	28,158,808	26,927,836	27,368,437	440,601	1.64%

INSTRUCTION (Includes all Academic departments as well as Workforce Education department budgets)

Total Instructional expenses are budgeted to decrease \$274,454.

Personal Services and Employee Benefits: Personal services and employee benefits are decreasing \$768,969. This decrease reflects a combination of personnel reductions and related benefits due to retirements and/or unfilled vacancies, negotiated salary changes, as well the refining of actual budget needs during the new budget development process.

Equipment: \$32,000 is budgeted for new equipment in the instructional area.

Contractual Expenses: Contractual expenses are increasing \$477,715. This increase is due primarily to the continue of reinstating of budget dollars previously reduced during COVID in order to return to in person teaching and learning as well as increase in ACE scholarships.

STUDENT SERVICES (Includes Registrar, Financial Aid, Recruitment and Student Accounts)

Student services are budgeted to increase \$434,737.

Personal Services and Employee Benefits: Personal services and employee benefits are increasing \$354,051. This increase reflects a combination of filling previously vacant positions, salary increases, as well the reallocation of departments between Student and academic support functional categories and refining of actual budget needs during the new budget development process.

Equipment: \$5,000 budgeted for new equipment is for upgrades to the testing center to accommodate the safe return of students following COVID.

Contractual Expenses: Contractual expenses are increasing \$96,795. This increase is due primarily to reinstating of budget dollars previously reduced during COVID in order to return to in person teaching and learning.

ACADEMIC SUPPORT (Includes Student Service Administration, Workforce Education & Academic Pathway Administration, Testing Center operations)

Academic support services are budgeted to increase \$389,849.

Personal Services and Employee Benefits: Personal services and employee benefits are increasing \$372,388. This increase reflects a combination of filling previously vacant positions, salary increases, as well the reallocation of departments between student and academic support functional categories and refining of actual budget needs during the new budget development process.

Contractual Expenses: Contractual expenses are increasing \$17,511. This increase is due to primarily reinstating of budget dollars previously reduced during COVID in order to return to in person teaching and learning.

LIBRARIES (Includes Library Learning Services)

Library services are budgeted to decrease \$26,687.

Personal Services and Employee Benefits: Personal services and employee benefits are increasing \$8,687. This increase reflects salary increases and related benefits and refining of actual budget needs during the new budget development process.

Contractual Expenses: Contractual expenses are increasing \$18,000. This increase is due to primarily reinstating of budget dollars previously reduced during COVID in order to return to in person teaching and learning.

CORNING COMMUNITY COLLEGE 2022-2023 PROPOSED BUDGET
PROPOSED BUDGET EXPENDITURES

	2021-2022 BUDGET VS 2022-2023 REQUEST				
	ACTUAL 2020-21	BUDGET 2021-22	REQUEST 2022-2023	INCREASE (DECREASE)	PERCENT VARIANCE
Instruction					
Personal Services	7,584,443	8,267,844	8,063,537	(204,307)	-2.47%
Equipment	642	15,200	32,000	16,800	110.53%
Contractual Expenses	1,436,215	2,400,865	2,878,580	477,715	19.90%
Employee Benefits	3,012,728	3,440,840	2,876,111	(564,729)	-16.41%
Total Instruction	12,034,028	14,124,749	13,850,228	(274,521)	-1.94%
Student Services					
Personal Services	558,258	717,807	1,009,627	291,820	40.65%
Equipment	1,651	21,109	5,000	(16,109)	-76.31%
Contractual Expenses	15,885	106,255	203,050	96,795	91.10%
Employee Benefits	221,754	297,892	360,134	62,242	20.89%
Total Student Services	797,548	1,143,063	1,577,810	434,747	38.03%
Academic Support					
Personal Services	856,047	530,582	827,833	297,251	56.02%
Equipment	22,764	0	0	0	0.00%
Contractual Expenses	11,365	20,894	38,405	17,511	83.81%
Employee Benefits	340,044	220,192	295,288	75,096	34.10%
Total Academic Support	1,230,220	771,668	1,161,526	389,858	50.52%
Libraries					
Personal Services	187,635	164,166	177,625	13,459	8.20%
Equipment	0	0	0	0	0.00%
Contractual Expenses	59,152	82,000	100,000	18,000	21.95%
Employee Benefits	74,533	68,129	63,359	(4,770)	-7.00%
Total Libraries	321,320	314,295	340,984	26,689	8.49%

MAINTENANCE AND OPERATIONS (Includes all Physical Plant operations)

Maintenance & Operations expenses are budgeted to increase \$150,815

Personal Services and Employee Benefits: Personal services and employee benefits are decreasing \$130,955. This decrease reflects personnel reductions and related benefits due to retirements and/or unfilled vacancies and refining of actual budget needs during the new budget development process.

Equipment: \$92,740 is budget for new equipment is for grounds vehicle replacements

Contractual Expenses: Contractual expenses are increasing \$219,030. This increase is due primarily to an increase in utility costs.

INSTITUTIONAL SUPPORT (Includes Public Safety, Human Resources & Diversity, Finance and Administrative Services, Strategic Initiatives, Innovative Learning Sites, Institutional Research, President & RBOT, Information Technology and Related services)
Institutional Support expenses are budgeted to decrease \$287,033.

Personal Services and Employee Benefits: Personal services and employee benefits are decreasing \$158,798. This decrease reflects a combination of personnel changes and related benefits due to retirements and/or unfilled vacancies, negotiated salary changes, as well the refining of actual budget needs during the new budget development process.

Equipment: \$251,600 is budgeted for new computer and technology related equipment.

Contractual Expenses: Contractual expenses are decreasing \$487,340. This decrease reflects actual spending needs based on previous year and refining of needs through the new budget process. The year over year change in the Institutional support contractual expenditures is the result of moving discretionary funding back into the actual departmental operation areas that were previously held in the general institutional budget during the last two years following the onset of COVID.

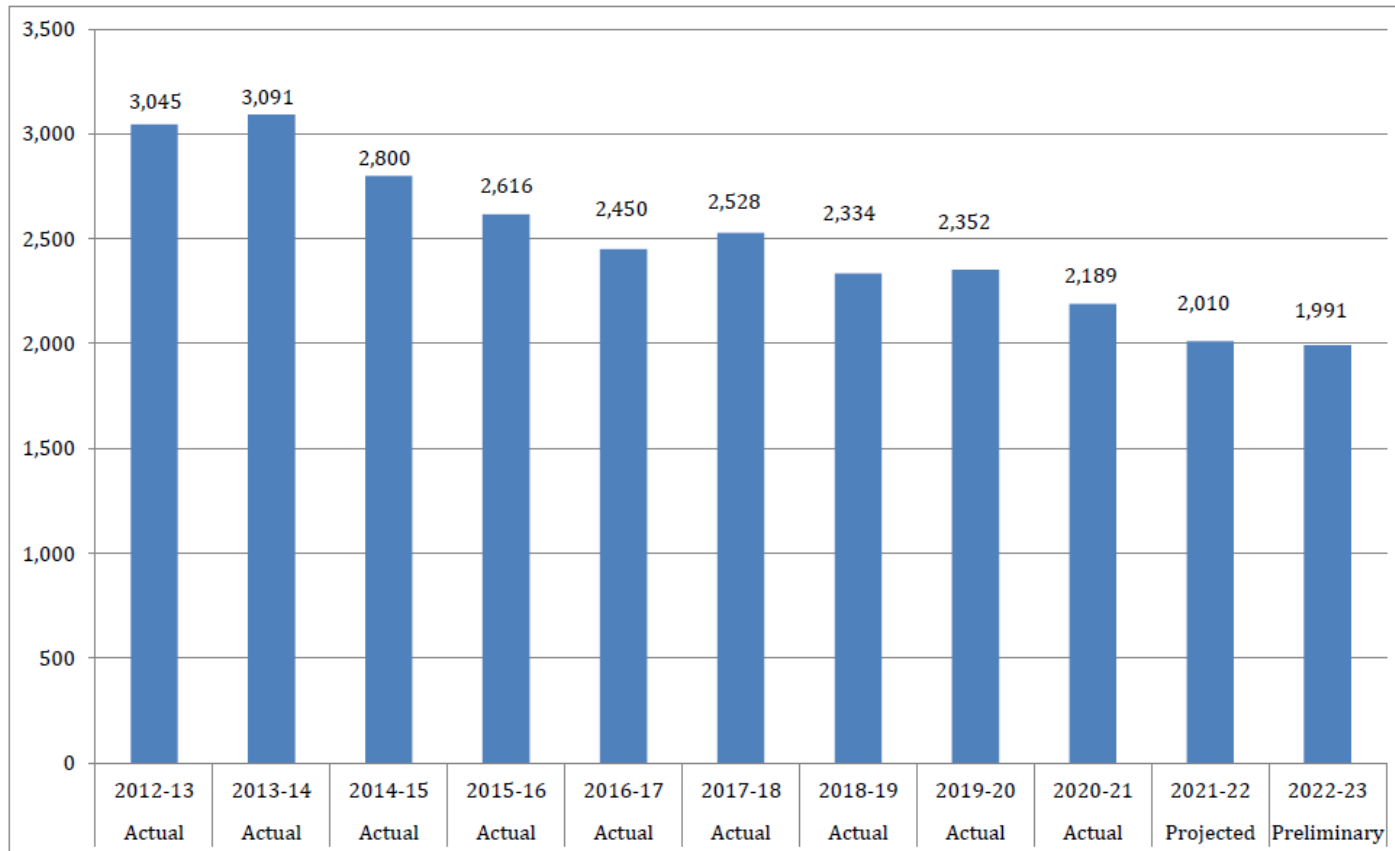
Scholarships: Scholarships include budgeted financial aid awards as well as scholarships for the ACE program. Budget for scholarship expenses is increasing \$375,027.

CORNING COMMUNITY COLLEGE 2022-2023 PROPOSED BUDGET

PROPOSED BUDGET EXPENDITURES

	2021-2022 BUDGET VS 2022-2023 REQUEST				
	ACTUAL 2020-21	BUDGET 2021-22	REQUEST 2022-2023	INCREASE (DECREASE)	PERCENT VARIANCE
Maintenance and Operations					
Personal Services	1,135,878	1,395,407	1,358,856	(36,551)	-2.62%
Equipment	3,183	30,000	92,740	62,740	209.13%
Contractual Expenses	1,001,450	1,063,500	1,282,530	219,030	20.60%
Employee Benefits	451,199	579,094	484,704	(94,390)	-16.30%
Total Maintenance and Operations	2,591,710	3,068,001	3,218,831	150,830	4.92%
Institutional Support					
Personal Services	2,489,457	2,953,183	2,990,761	37,578	1.27%
Equipment	45,224	305,100	251,600	(53,500)	-17.54%
Contractual Expenses	3,452,906	1,221,233	733,893	(487,340)	-39.91%
Scholarships	988,875	1,800,973	2,176,000	375,027	20.82%
Employee Benefits	1,896,277	1,225,571	1,066,804	(158,767)	-12.95%
Total Institutional Support	8,872,739	7,506,060	7,219,059	(287,001)	-3.82%
Summary of Expenditures by Category					
Personal Services	12,811,718	14,096,199	14,428,239	332,040	2.36%
Equipment	73,464	371,409	381,340	9,931	2.67%
Contractual Expenses	5,976,973	4,817,540	5,236,458	418,918	8.70%
Scholarships	988,875	1,810,973	2,176,000	365,027	20.16%
Employee Benefits	5,996,535	5,831,715	5,146,400	(685,315)	-11.75%
Total Expenditures	25,847,565	26,927,836	27,368,437	440,601	1.64%

**CORNING COMMUNITY COLLEGE 2022-2023 PROPOSED BUDGET
10 YEAR FTE ENROLLMENT HISTORY**

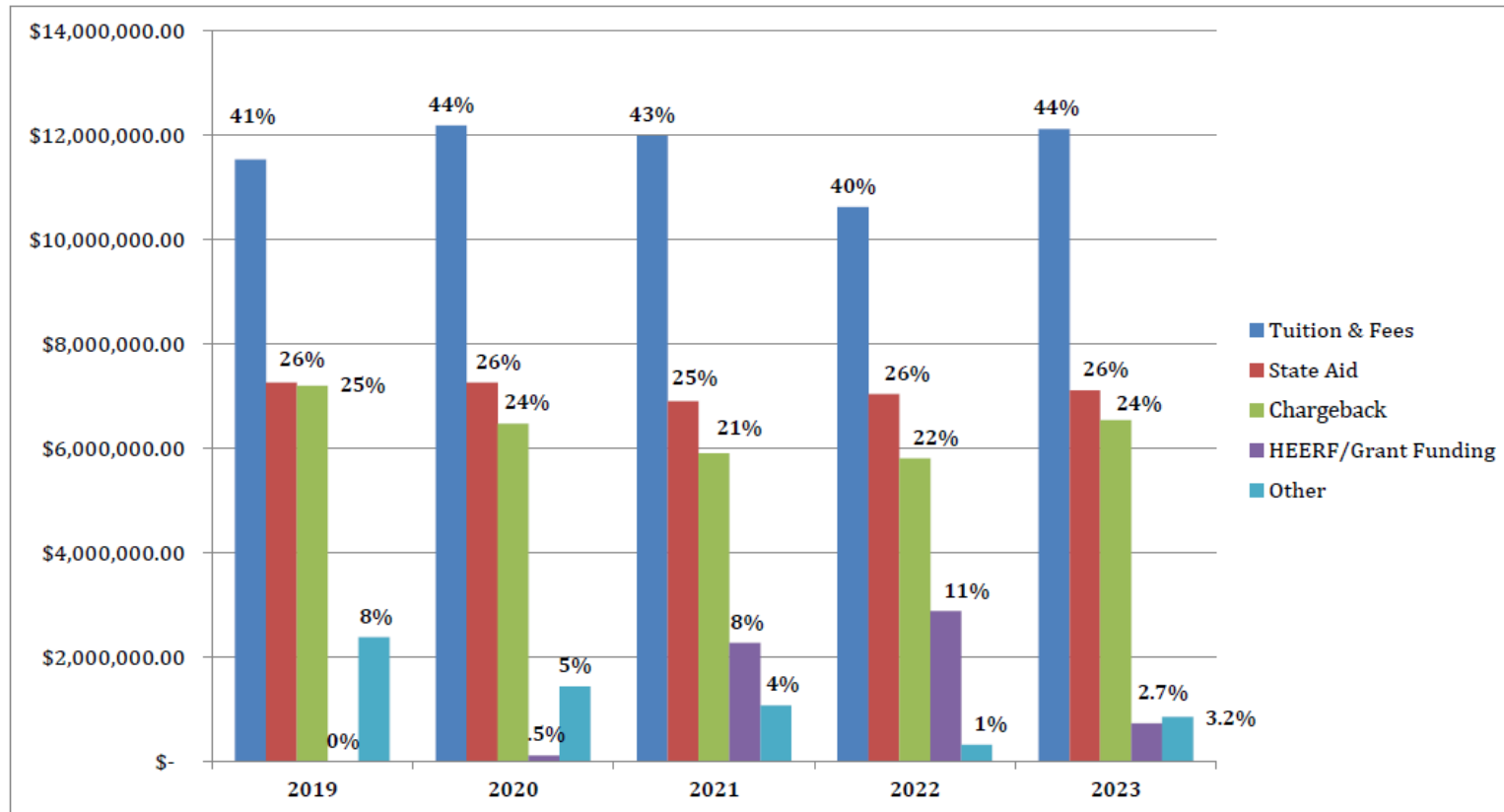


* According to data collected by SUNY System Administration Budget office for Community Colleges, FTE enrollment has decreased across all NYS Community Colleges by 32% since 2016-2017. Corning enrollment has decreased 34.7% for that same time period.

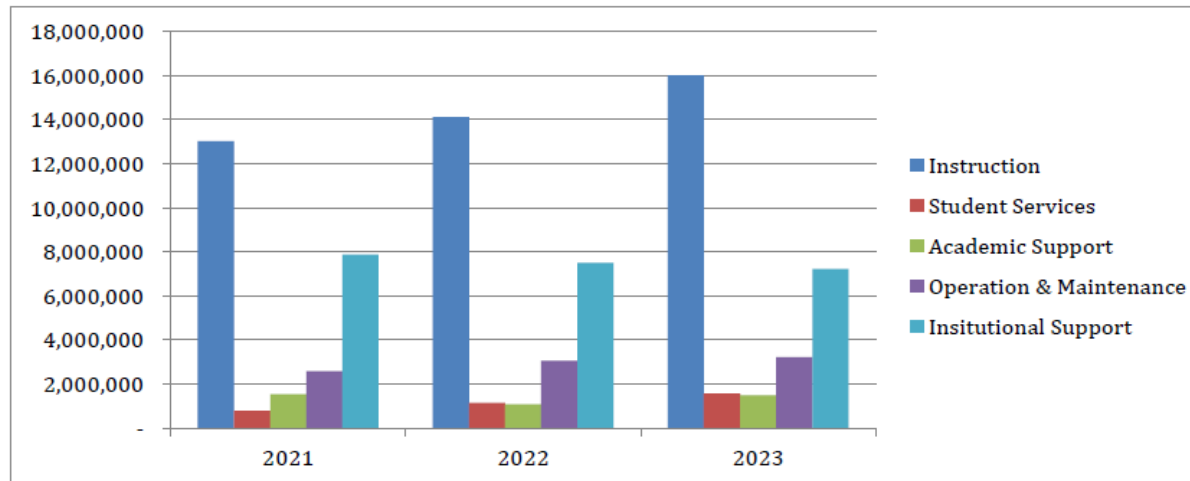
* In 2016-2017 86.9% of PY high school graduates attended NYS Community Colleges. In 2022-2023 that number is projected to be 59.7% based on the same data.

* Over the next 10 years the number of High school graduates from Sponsor Counties is projected to decrease 14.5%.

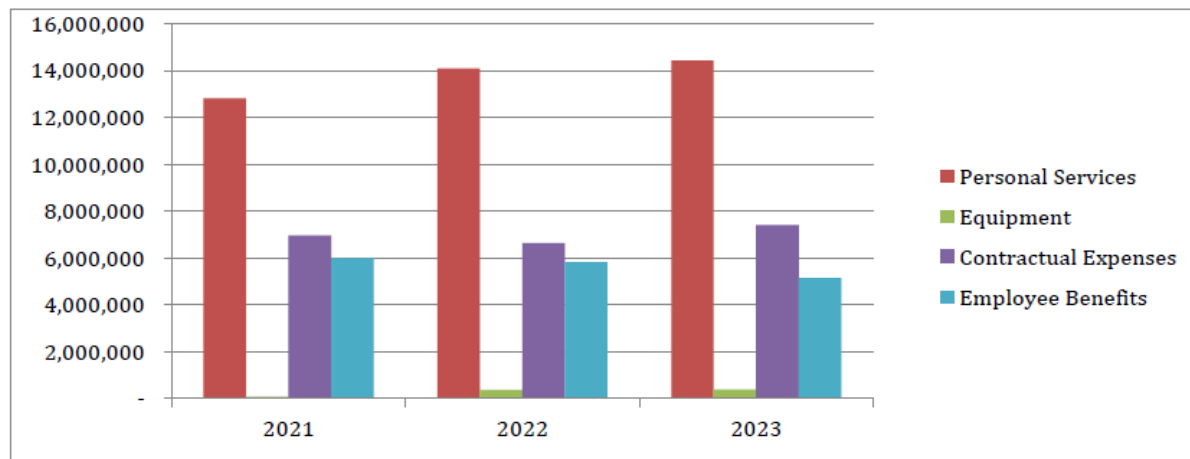
2022-2023 CORNING COMMUNITY COLLEGE PROPOSED BUDGET
% REVENUE BY SOURCE



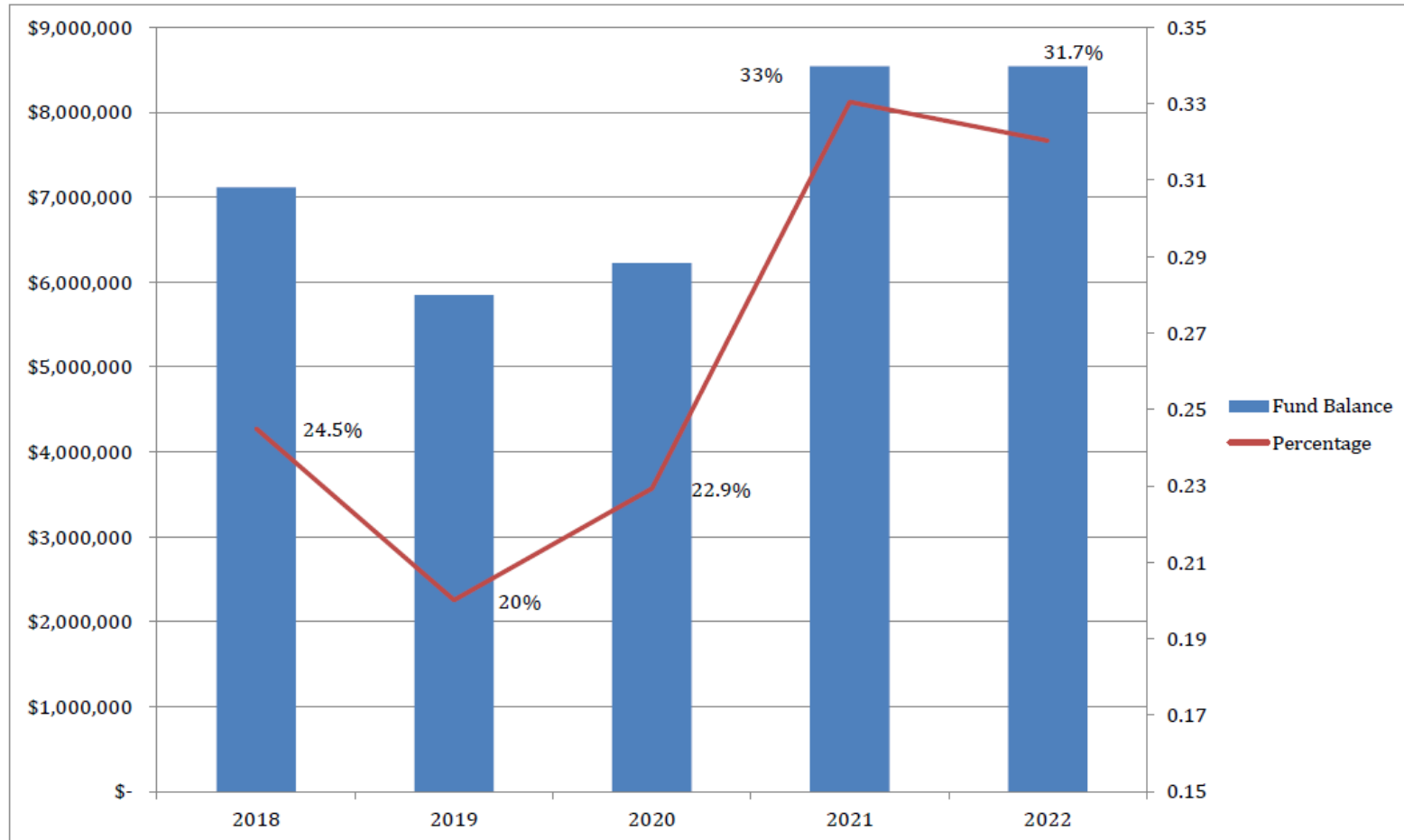
**2022-2023 CORNING COMMUNITY COLLEGE PROPOSED BUDGET
EXPENSE BY FUNCTION**



**2022-2023 CORNING COMMUNITY COLLEGE PROPOSED BUDGET
EXPENSE BY CATEGORY**



**CORNING COMMUNITY COLLEGE 2022-2023 PROPOSED BUDGET
FUND BALANCE AS % OF BUDGET**



Fund Balance 10 Year History at Year End									
2012-13	2013-14	2014-15	2015-16	2016-17	2017-18	2018-19	2019-20	2020-21	2021-22
\$6,688,710	\$7,675,711	\$6,146,929	\$5,324,483	\$7,610,080	\$7,113,314	\$5,845,039	\$6,220,592	\$8,541,784	\$8,541,784

**CORNING COMMUNITY COLLEGE 2022-2023 PROPOSED BUDGET
10 YEAR REVENUE HISTORY**

STUDENT SHARE

YEAR	B=Budget P=Preliminary	RESIDENT TUITION & FEE REVENUE	% OF NET REVENUE*	FULL-TIME TUITION PER FTE	PART-TIME TUITION PER CREDIT	\$ INCREASE FT PER FTE	INCREASE %
2013-14	\$	13,657,323	46.26%	\$ 4,070	\$ 170	\$ 120	3.04%
2014-15	\$	12,476,754	45.66%	\$ 4,150	\$ 173	\$ 80	1.97%
2015-16	\$	11,816,406	45.26%	\$ 4,230	\$ 177	\$ 80	1.93%
2016-17	\$	11,041,439	44.78%	\$ 4,314	\$ 180	\$ 84	1.99%
2017-18	\$	12,204,184	47.09%	\$ 4,400	\$ 184	\$ 86	1.99%
2018-19	\$	11,859,654	45.83%	\$ 4,710	\$ 196	\$ 310	7.05%
2019-20	\$	11,393,302	45.02%	\$ 4,874	\$ 203	\$ 164	3.48%
2020-21	\$	11,012,095	45.95%	\$ 5,068	\$ 211	\$ 194	3.98%
2021-22B	\$	10,952,569	41.55%	\$ 5,150	\$ 215	\$ 82	1.62%
2022-23 P	\$	10,243,380	39.20%	\$ 5,304	\$ 221	\$ 154	2.99%

* This category includes Resident Tuition & Technology Fee

**Net Revenue includes Total Revenue less Other revenues

STATE SHARE - STATE AID

YEAR	B=Budget P=Preliminary	TOTAL FUNDED FTE'S	TOTAL BASE STATE AID	BASE STATE AID RATE PER FTE	\$ Increase/FTE State Aid	INCREASE %	% OF NET REVENUE**
2013-14		3201.2	\$ 7,931,546	\$ 2,422	150	6.60%	26.86%
2014-15		3116.0	\$ 7,897,874	\$ 2,497	75	3.10%	28.90%
2015-16		2936.0	\$ 7,691,309	\$ 2,597	100	4.00%	29.46%
2016-17		2766.4	\$ 7,521,719	\$ 2,697	100	3.85%	30.51%
2017-18		2569.8	\$ 7,277,740	\$ 2,747	50	1.85%	28.08%
2018-19		2527.9	\$ 7,407,200	\$ 2,847	100	3.64%	28.62%
2019-20		2415.4	\$ 7,265,468	\$ 2,947	100	3.51%	28.71%
2020-21		2381.7	\$ 7,110,816	\$ 2,947	-	0.00%	29.67%
2021-22B		2311.6	\$ 6,968,600	\$ 2,997	50	1.70%	26.43%
2022-23P		2285.5	\$ 6,968,600	\$ 2,997	-	0.00%	26.67%

Net Revenue includes Total Revenue less Other revenues

LOCAL SHARE

YEAR	B=Budget P=Preliminary	CHARGEBACK RATE PER FTE	SPONSOR CHARGEBACKS	CHARGES TO OTHER NYS COUNTY'S	NON-RESIDENT TUITION	% OF NET REVENUE**	CHANGE IN FUND BALANCE	FUND BALANCE % of BUDGET
2013-14			\$ 7,267,123	\$ 876,415	\$ 958,044	30.83%	\$ 550,000	25.05%
2014-15			\$ 6,672,306	\$ 781,929	\$ 897,051	30.56%	\$ -	19.74%
2015-16			\$ 6,093,697	\$ 877,994	\$ 879,996	30.07%	\$ 873,131	18.48%
2016-17			\$ 5,739,210	\$ 795,555	\$ 967,846	30.43%	\$ 81,353	27.67%
2017-18			\$ 6,070,069	\$ 855,838	\$ 1,080,626	30.90%	\$ (496,766)	24.50%
2018-19			\$ 5,662,730	\$ 707,958	\$ 1,251,027	29.45%	\$ (1,268,275)	20.00%
2019-20	\$	2,810	\$ 5,770,206	\$ 705,258	\$ 796,084	28.73%	\$ 375,553	22.93%
2020-21	\$	3,041	\$ 5,277,891	\$ 629,915	\$ 983,281	28.75%	\$ 2,321,192	33.05%
2021-22B	\$	3,263	\$ 5,677,015	\$ 701,653	\$ 840,207	27.38%	\$ -	31.72%
2022-23P	\$	3,507	\$ 5,853,300	\$ 689,250	\$ 785,000	28.04%	\$	

* This category includes Non-Resident Tuition, County Chargebacks, Use of fund balance

**Net Revenue includes Total Revenue less Other revenues

**CORNING COMMUNITY COLLEGE 2022-2023 PROPOSED BUDGET
HISTORY OF COST PER FTE**

Year	Annual FTE's	Gross Expenditures Corning CC	Gross Cost Per FTE CCC	% Change	Average Gross Cost Per FTE All SUNY Community Colleges*	% Change
2011-12	3,512.6	\$32,414,070	\$9,228		\$9,127	
2012-13	3,416.5	\$30,409,171	\$8,901	-3.5%	\$9,392	2.9%
2013-14	3,201.2	\$30,639,829	\$9,571	7.5%	\$9,784	4.2%
2014-15	3,115.6	\$31,146,078	\$9,997	4.4%	\$10,114	3.4%
2015-16	2,936.3	\$28,805,390	\$9,810	-1.9%	\$10,468	3.5%
2016-17	2,766.4	\$27,499,851	\$9,941	1.3%	\$10,962	4.7%
2017-18	2,569.8	\$29,038,350	\$11,300	13.7%	\$11,586	5.7%
2018-19	2,527.9	\$29,206,759	\$11,554	2.2%	\$11,896	2.7%
2019-20	2,351.6	\$27,126,492	\$11,535	-0.2%	\$12,322	3.6%
2020-21	2,188.8	\$25,847,565	\$11,809	2.4%	\$12,469	1.2%
2021-22**	2,010.0	\$26,689,417	\$13,278	12.4%		
2022-23P	1,991.0	\$27,368,437	\$13,746	3.5%		

*SUNY represents the average of all 30 community colleges

Information taken directly from SUNY Annual Report for Community Colleges. Information taken from the 2020-2021 Annual Report of Community Colleges

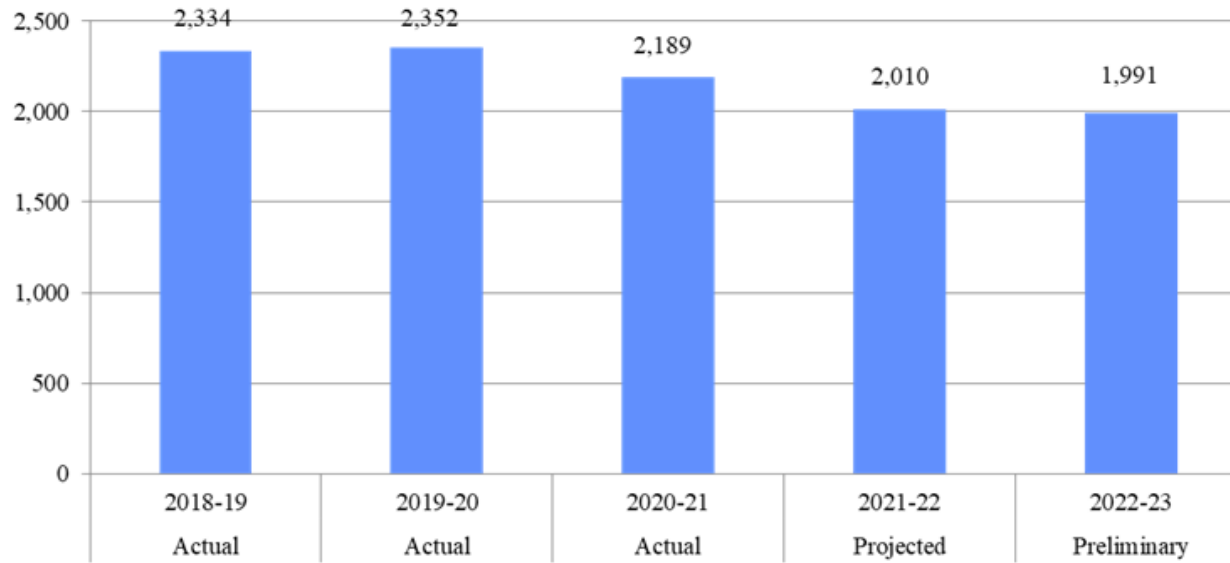
** Projected YE

P=Preliminary



**2022-2023 Preliminary Budget
Regional Board of Trustees
July 18, 2022**

2022-2023 Enrollment (FTE)



<i>FTE Enrollment</i>	<i>2020-2021 Actual</i>	<i>2021-2022 Budget</i>	<i>2021-2022 Projected</i>	<i>2022-2023 Preliminary</i>	<i>FTE Change from 2021-22 Projected</i>	<i>% Change from 2021-22 Projected</i>
<i>Fall</i>	717.6	719.6	621.3	594.5	-26.8	-4.3%
<i>Winter</i>	40.6	30.8	24.7	24.9	0.2	0.8%
<i>Spring</i>	619.7	628.1	534.8	563.6	28.8	5.4%
<i>Summer</i>	77.6	106.5	100.5	89.3	-11.2	-11.1%
<i>ACE</i>	733.4	799.4	729.1	718.7	-10.4	-1.4%
<i>TOTAL</i>	2188.9	2284.4	2010.4	1991	-19.4	-1.0%

Revenue Highlights

Enrollment

- Budgeted enrollment of 1991 FTE's is 20 FTE less than 2021-22 projected enrollment.

In State Tuition

- Full-time tuition is increasing \$77 per semester to \$2,652 or 2.5%, which is consistent with past tuition increases.
- Part-time tuition is increasing \$6 per credit hour to \$221 or 2.5%, which is consistent with past tuition increases.

Out of State Tuition

- Full-time out of state tuition is increasing \$188 per semester to \$4,405
- Part-time out of state tuition is increasing \$16 per credit hour to \$367

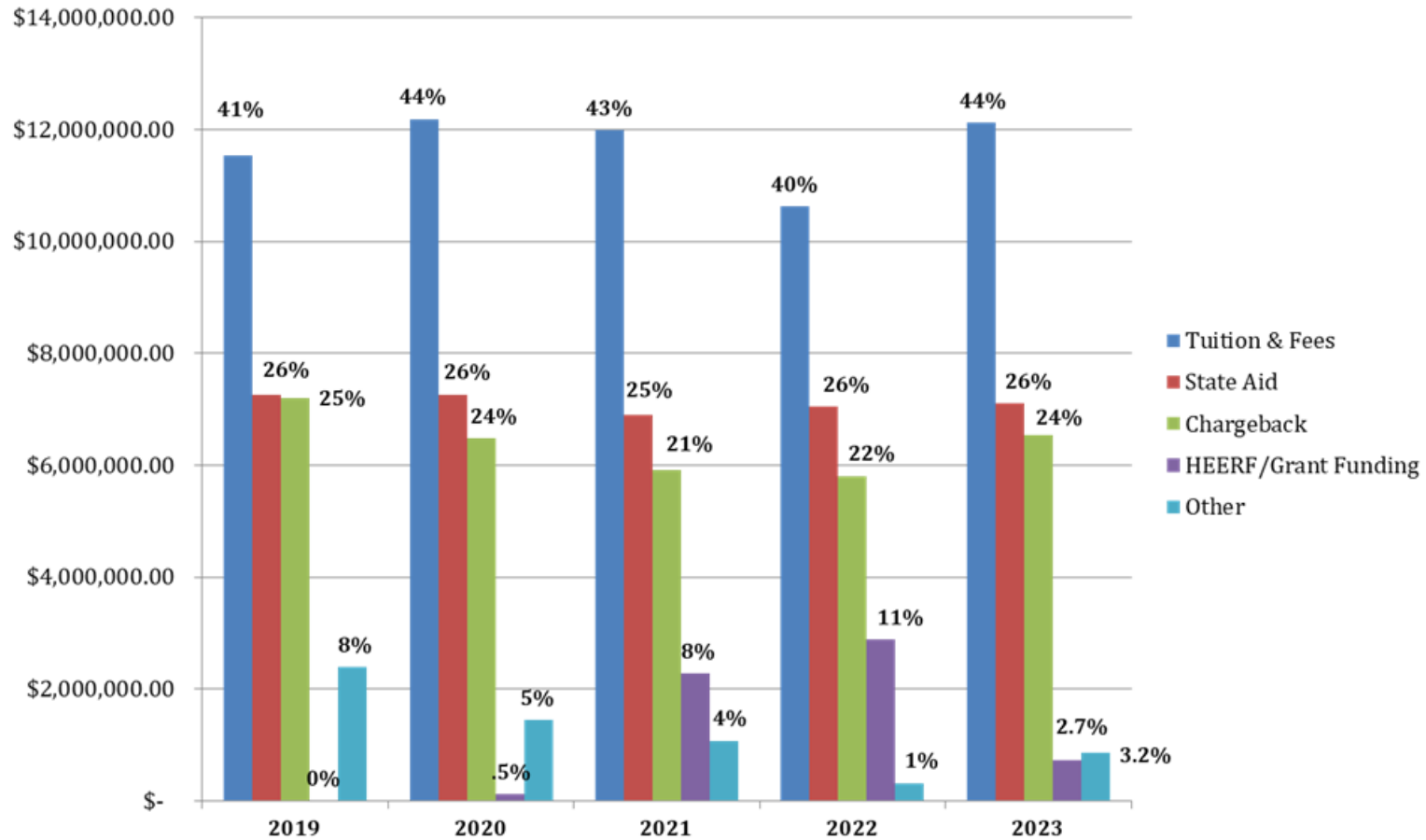
State Base Aid

- The Colleges State Aid revenue is the higher of the flat rate of \$2,997 per FTE or 100% floor of prior year budgeted allocation. 2022-23 budgeted is based on the 100% of prior year model.

County Chargebacks

- County chargebacks are increasing \$244 per FTE to \$3,507 per FTE. Chargeback rates increasing are calculated each year based on the change in CPI as of the previous January which is 7.5%.

Total Revenues By Source

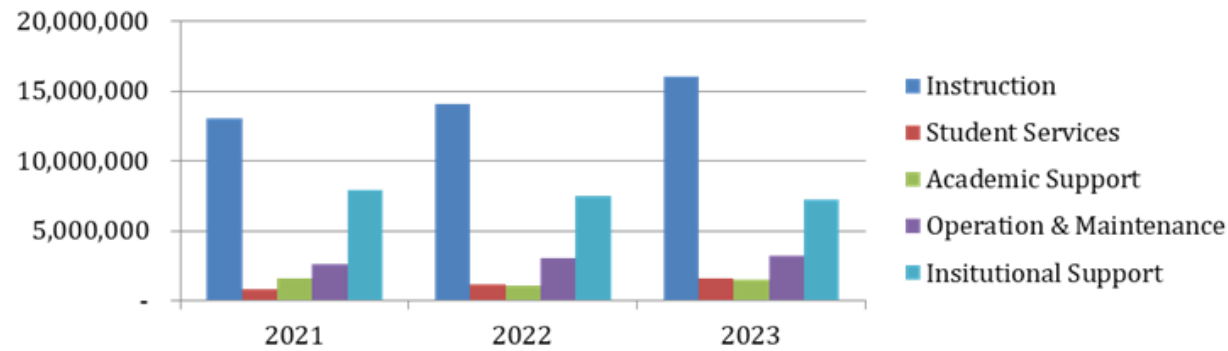


Expenditure Highlights

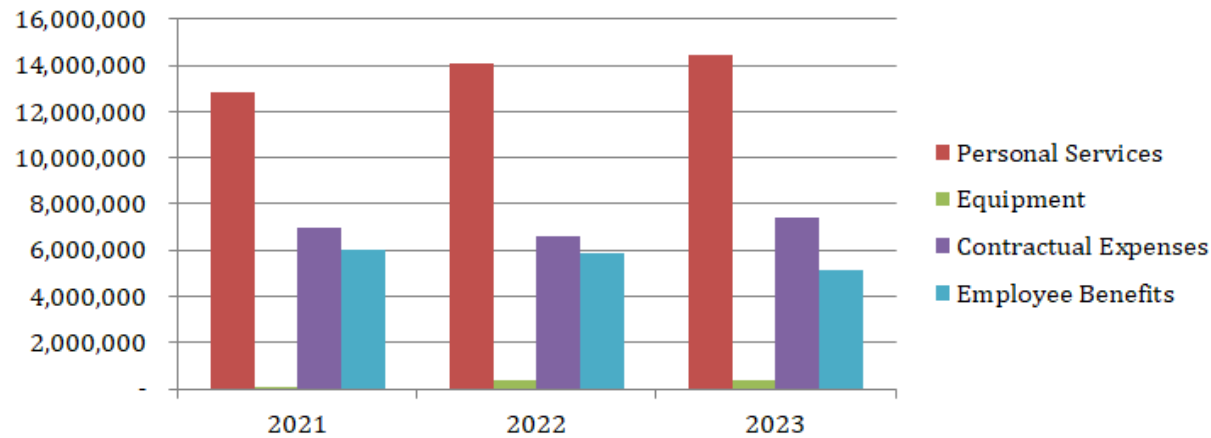
The Colleges proposed spending plan for 2022-2023 of \$27,368,437 is \$440,601 or 1.64% higher than the 2021-22 adopted budget.

- **Personal Services & Fringe Benefits – Decreasing \$353,275**
 - Total wages are increasing 2.4% over the previous year approved budget and reflects a increase of \$332,040 over 2021-2022 budgeted expenditures for wages.
 - The overall budgeted costs for employee benefits are decreasing by \$685,315 in 2022-2023, most of which is due to reduced retirement system costs and refining personnel benefit costs within the new budget process.
 - Personal service and fringe benefit comprise 72% of the operating budget.
- **Equipment – Increasing \$9,931**
 - The 2022-2023 budget includes \$381,340 in requests for equipment replacement, which amounts to 1.4% of the operating budget.
- **Contractual Expenditures – Increasing \$783,945**
 - Total contractual expenses are increasing is due primarily to large utility cost increases as well as increase in scholarship costs due to tuition increase.

Expenditures by Functional Area



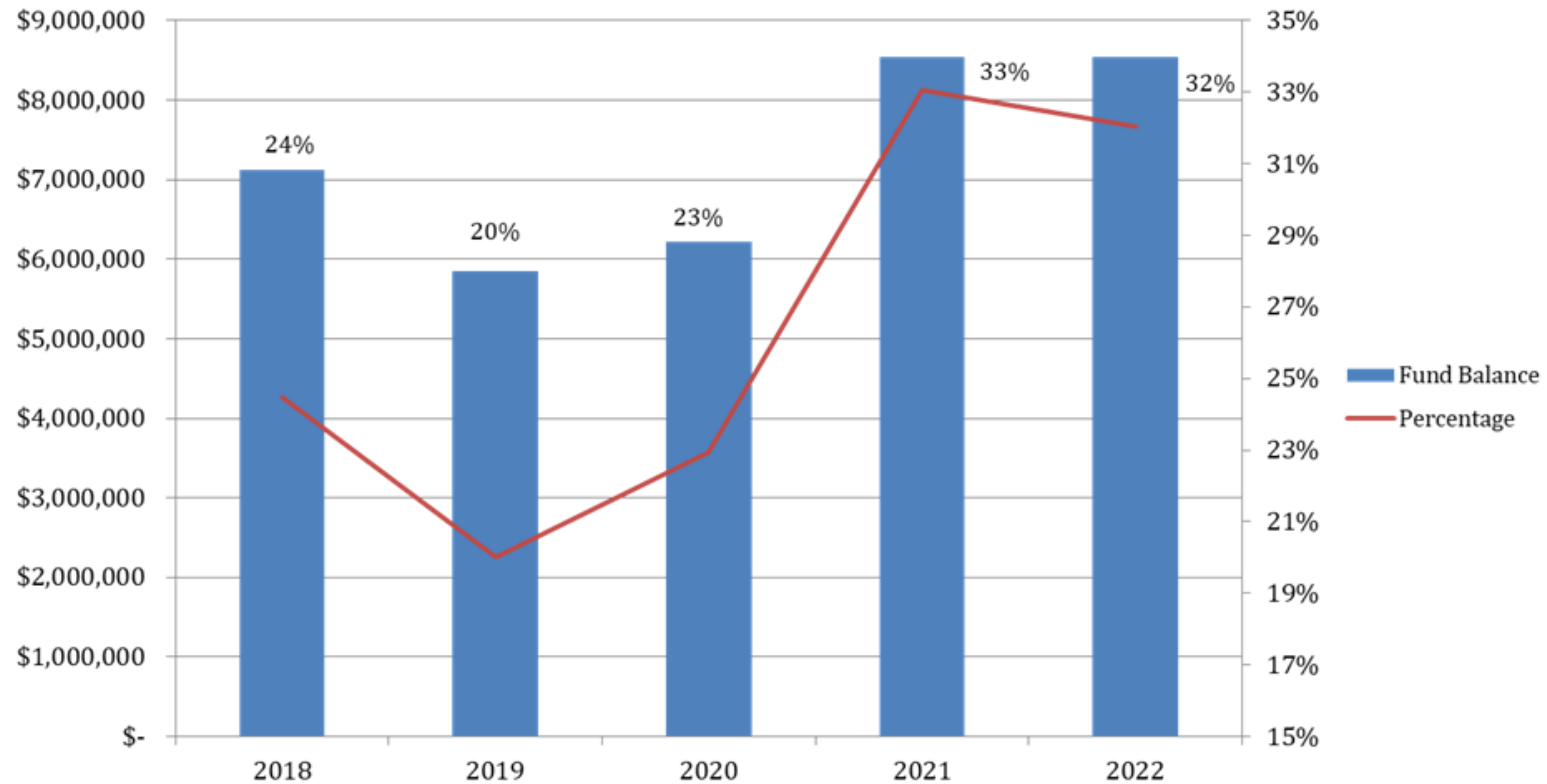
Expenditures by Category



2022-2023 Preliminary Budget

	2021-22 Budget	2022-23 Proposed Budget	2022-23 Proposed vs. 2021-22 Budget
REVENUES			
Tuition & Fees	\$ 10,087,436	\$ 9,160,280	\$ (927,156)
Out of State Tuition	\$ 840,207	\$ 785,000	\$ (55,207)
Concurrent Enrollment (ACE)	\$ 1,800,973	\$ 2,176,000	\$ 375,027
New York State Aid	\$ 7,043,820	\$ 7,111,352	\$ 67,532
County Operating Chargebacks	\$ 6,378,668	\$ 6,542,550	\$ 163,882
Federal/Grant appropriations	\$ 203,500	\$ 735,000	\$ 531,500
Other Revenues	\$ 573,232	\$ 858,255	\$ 285,023
Appropriated Fund Balance	\$ -	\$ -	\$ -
Total Revenues	\$ 26,927,836	\$ 27,368,437	\$ 440,601
EXPENSES			
Salaries	\$ 14,096,199	\$ 14,428,239	\$ 332,040
Employee Benefits	\$ 5,831,715	\$ 5,146,400	\$ (685,315)
Equipment	\$ 371,409	\$ 381,340	\$ 9,931
Contractual Expenditures	\$ 4,817,540	\$ 5,236,458	\$ 418,918
Scholarships	\$ 1,810,973	\$ 2,176,000	\$ 365,027
Total Expenses	\$ 26,927,836	\$ 27,368,437	\$ 440,601

Unrestricted, Undesignated Fund Balance



Fund Balance at Year End				
2018	2019	2020	2021	2022Projected*
\$7,113,314	\$5,845,039	\$6,220,592	\$8,541,784	\$8,541,784

* 2022 Projected Fund balance is carried over from PY and will not be finalized until 2021-2022 annual audit is complete.

Student Tuition and Fee Changes

	21-22	22-23	
TUITION	Approved	Proposed	
Full time students (12 or more credit hours)			
NY RESIDENT WITH VALID COR	\$ 2,585.00	\$ 2,652.00	PER SEMESTER
NY RESIDENT WITHOUT VALID COR	\$ 4,217.00	\$ 4,405.00	PER SEMESTER
OUT OF STATE/ NON RESIDENT	\$ 4,217.00	\$ 4,405.00	PER SEMESTER
Part- time students (fewer than 12 credit hours)			
NY RESIDENT WITH VALID COR	\$ 215.00	\$ 221.00	PER CREDIT HOUR
NY RESIDENT WITHOUT VALID COR	\$ 351.00	\$ 367.00	PER CREDIT HOUR
OUT OF STATE/ NON RESIDENT	\$ 351.00	\$ 367.00	PER CREDIT HOUR
FEES			
TECHNOLOGY FEE	\$ 13.00	\$ 14.00	PER CREDIT HOUR
STUDENT LIFE FEE	\$ 145.00	\$ 155.00	PER SEMESTER
HOUSING COSTS			
RESIDENT MEAL PLAN	\$ 1,950.00	\$ 2,165.00	PER SEMESTER

FINANCE AND FACILITIES COMMITTEE

RESOLUTION #T4011-22

2022-2023 Operating Budget

BE IT RESOLVED, the President of the College proposed the 2022-2023 operating budget to the Finance and Facilities Committee; and,

WHEREAS, the Finance and Facilities Committee recommends it to the Regional Board of Trustees for approval;

NOW, THEREFORE BE IT RESOLVED, that the Regional Board of Trustees of Corning Community College hereby approves the 2022-2023 operating budget of \$27,368,437; and,

BE IT FURTHER RESOLVED, that a copy of this resolution shall be submitted to the State University of New York for its review and approval.

[Return to agenda](#)

FINANCE AND FACILITIES COMMITTEE

RESOLUTION #T4012-22

Tuition and Fee Schedule

WHEREAS, the State University of New York requires that the Board of Trustees of each community college approve a [Tuition and Fee Schedule](#); and,

WHEREAS, the Finance and Facilities Committee reviewed the proposed Tuition and Fee Schedule and recommends it to the Regional Board of Trustees for approval;

NOW, THEREFORE, BE IT RESOLVED, that the Regional Board of Trustees of Corning Community College hereby approves the Tuition and Fee schedule, and;

BE IT FURTHER RESOLVED, that a copy of this resolution, together with the Tuition and Fee Schedule, shall be submitted to the State University of New York for its review and approval.

[Return to agenda](#)

REGULAR AGENDA

EXECUTIVE COMMITTEE

RESOLUTION #T4013-22

Extension of President's Contract

WHEREAS the Regional Board of Trustees of SUNY Corning Community College has met and completed an annual evaluation and,

WHEREAS, the President of the College has given his consent to the updated contract, now therefore

BE IT RESOLVED, that the Regional Board of Trustees of Corning Community College hereby extend the contract of William P. Mullaney, Ph.D. for two years, to June 30, 2025.