



Email: [eacenter@corning-cc.edu](mailto:eacenter@corning-cc.edu)

Phone: (607) 962-9875

Location: Commons Building

## 2026-2027 Direct Unsubsidized Loan Only

The Financial Aid Office has received your 2026-2027 Free Application for Federal Student Aid (FAFSA). You indicated that your parents are **unwilling** to provide their information on your FAFSA therefore you want to apply for only a Direct Unsubsidized Loan. This means you will not be eligible for Pell Grant, Work-Study or a Direct Subsidized Loan. **If you have unusual circumstances that prevent you from contacting your biological or adoptive parents or you will not be providing parent information on your FAFSA please contact the Financial Aid Office at the email or phone number above.**


*If you selected to apply for only a Direct Unsubsidized Loan by mistake, follow the steps below to change your answer to this question and invite your parent(s) to your FAFSA.*

1. Log into your (student) [StudentAid.gov](https://studentaid.gov) account and select **2026-27 FAFSA Form** from the “My Activity” section of your account Dashboard.

**My Activity**   [View All Activity >](#)

**2026-27 FAFSA® Form**

You'll then see a Status Tracker select “**Start Your Correction**” from under the “Student Actions Needed” section.

**Your application is incomplete.**

You indicated you wanted to apply for only an unsubsidized loan because your parents are unwilling to provide their information. This means you are not eligible for other types of federal student aid.


If this is a mistake, select “Start Your Correction” and change your answer to the question on the Dependency Status page to “No” so that you can invite your parent(s) to your FAFSA form. Otherwise, contact your financial aid office.

### Student Actions Needed

Number of Errors

 1 error

How long will this take?

 Up to 10 min

Sections With Errors


 Personal Circumstances

**Start Your Correction**

2. On the “Correct Your FAFSA Form” page, select “**Continue.**”

3. Select **“Start Student Section”** on the “Error Summary” page.
4. Navigate through the Personal Circumstances section until you reach the **“Your Dependency Status”** page. You’ll see that “Yes” is selected as the answer to the “Direct Unsubsidized Loan Only” question. Change your answer to the “Direct Unsubsidized Loan Only” question to “No.” Then, select **“Continue”** to navigate through the rest of the form and invite your parent(s).

### Your Dependency Status



#### Dependent Student

Based on your answers, you are a dependent student. This means you must provide parent information on your FAFSA® form. This information helps determine how much federal student aid you’re eligible to receive.

### Direct Unsubsidized Loan Only

Are the student’s parents unwilling to provide their information, but the student doesn’t have an unusual circumstance that prevents them from contacting or obtaining their parents’ information? ⓘ


*Select “No” if the student wants a financial aid administrator at their school to determine eligibility for ALL types of financial aid, including grants, loans, and work-study funds. The student’s parent(s) will be required to provide their information on the FAFSA form.*

☐ Yes
 ☒ No

5. When you reach the “Review Changes” page, confirm that your answer to the “Direct Unsubsidized Loan Only” question has been changed to “No.” Then, select **“Continue”** to sign and submit your section of the correction.

### You’re Almost Done!

Select “Continue” to sign and complete the correction.



#### Student Section

Collapse All ^

Section 1  
Personal Circumstances

Direct Unsubsidized Loan Only	Updated Answer	Previous Answer	Actions
Applying For Unsubsidized Loan Only	✓ No	Yes	<a href="#">Edit</a>

6. Review the next steps included on the “Section Complete” page. To complete your form, your parent(s) must log into [studentaid.gov](https://studentaid.gov) with their FSA ID and password, complete their section of your FAFSA, provide their consent and approval and signature, and submit the correction.