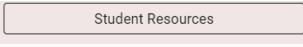


## Instructions to Accept/Decline your Financial Aid

Pell Grant and SEOG are federal grants that do not require “acceptance”.


If you have been offered **Federal Work-Study and/or Federal Direct Loan**, you must accept or decline these funds. You can accept the full amount or a partial amount of the Federal Direct Loan. You may want to consider this when determining the amount of Direct Loan you will need for the academic year. In most cases there are additional requirements that you must complete for Direct Loan. Direct loan processing will be delayed if you fail to complete any additional requirements.

**Step 1:** Sign into your MyCorning account at <https://www.corning-cc.edu/mycorning.php>


**Step 2:** Select “Student Resources”  then “My Banner” 

**Step 3:** From the main menu select “**Student & Financial Aid**”.

**Step 4:** From the next menu select “**Student Self Service**”.

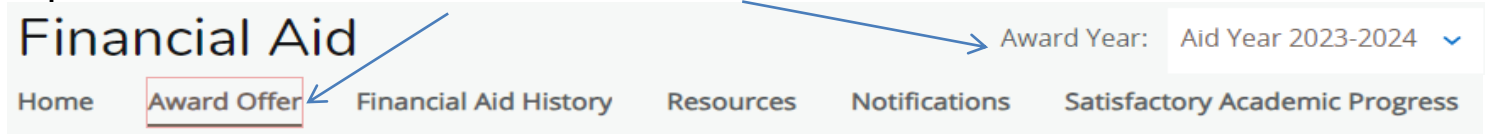
**Step 5:** Select “**Financial Aid**” 

**Step 6:** Answer the required questions from the Financial Aid Office. Select “View Questions”.

 Questions from the Financial Aid Office  
Please answer the questions from FAO

[VIEW QUESTIONS](#)

**Step 7:** Select “**Award Offer**”. Be sure the Aid Year is 2023-2024.



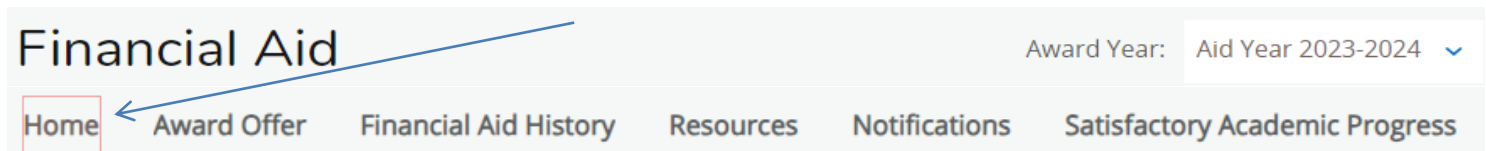
The screenshot shows the "Financial Aid" page header with a navigation menu. The "Award Offer" button is highlighted with a red box and a blue arrow. The "Award Year" dropdown menu is also highlighted with a blue arrow and shows "Aid Year 2023-2024" selected.

**Step 8:** Under “Grants and Scholarships to Pay for College” accept or decline any Federal Work Study and/or Federal Direct Loans that have been offered to you. Pell Grant, SEOG, TAP and Part time TAP do not require “acceptance”.

**Pease note:** The [Cost of Attendance](#) is used to determine financial aid it is not your tuition bill.

1. You may **accept a partial amount or the full amount** of Federal Direct Loan(s). If you are eligible for both Subsidized and Unsubsidized Direct Loan you must accept the subsidized loan before accepting the unsubsidized.
2. Click the “**Submit**” button at the bottom of the page after you are finished.

**Step 9:** Review the “**Home**” tab to complete any additional requirements for Direct Loan(s) that are listed on the page. Selecting the requirement will direct you to the appropriate webpage for completion.



The screenshot shows the "Financial Aid" page header with a navigation menu. The "Home" tab is highlighted with a red box and a blue arrow. The "Award Year" dropdown menu is also visible and shows "Aid Year 2023-2024" selected.

**Step 10:** If Tuition Assistance Program (TAP) is listed and it is “OFFERED”, be sure to link to [HESC website \(www.hesc.ny.gov\)](http://www.hesc.ny.gov) to check the status or complete an application if you have not already done so.

**Need assistance? Contact our office at (607)962-9875 or [eacenter@corning-cc.edu](mailto:eacenter@corning-cc.edu).**